

A

.....	3
.....	5
.....	16
.....	21
.....	32

2018 3

2019 9 16

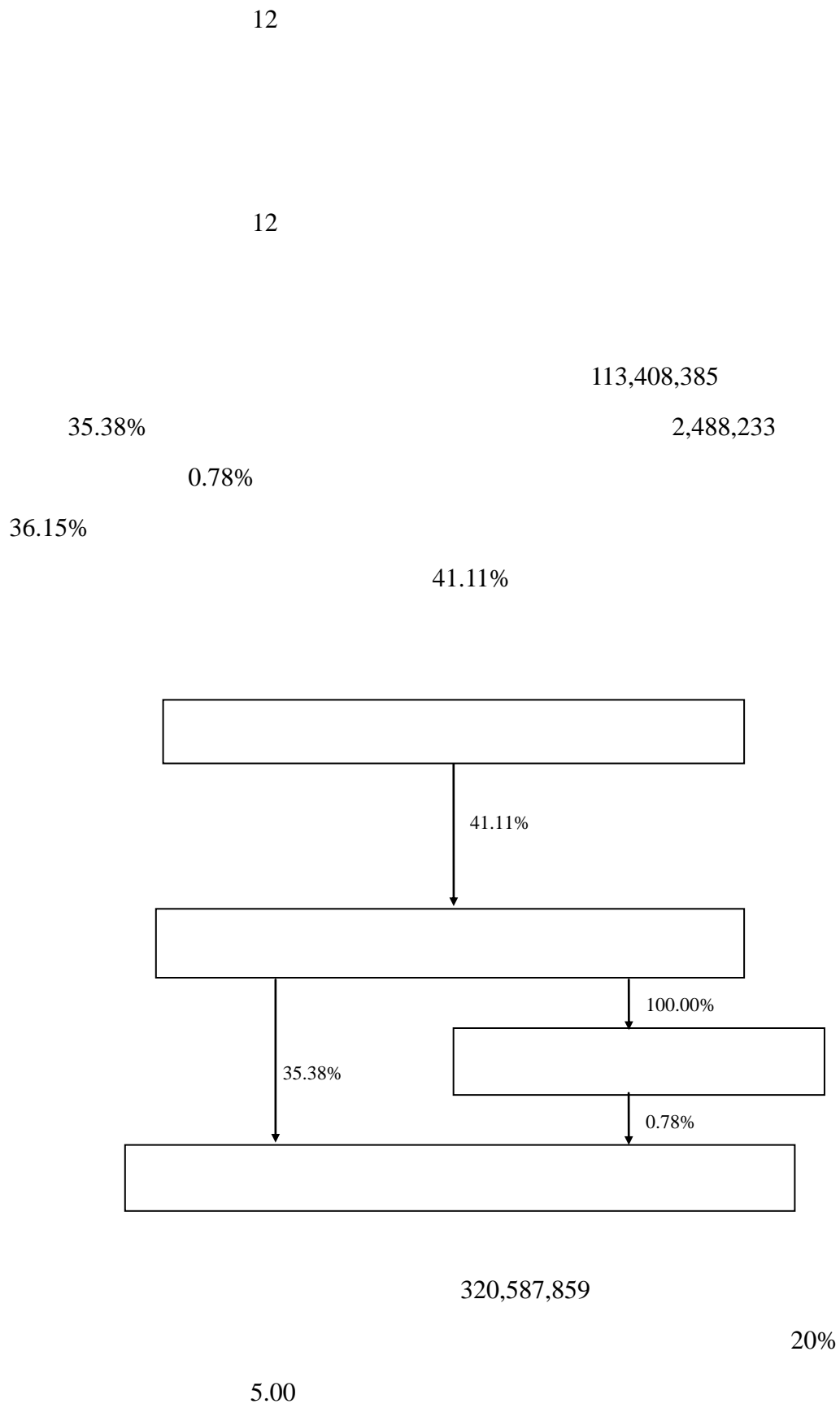
"

"

1

2

2019 11 27



8

9

3

3

15

9

6

2019

6 30

	12,005,898	40.02%
	10,511,861	35.04%
()	3,978,288	13.26%
	3,503,953	11.68%
	30,000,000	100.00%
	26,000,000	28.5362%
	25,409,680	27.8883%
	9,738,330	10.6883%
	4,275,800	4.6929%
	2,463,760	2.7041%
	23,224,730	25.4902%
	91,112,300	100.00%

5

3

2

2018

3

7

4

2018

10

68.28%

100%

/

51.69%

9

9

9

8

72.7162%

9

50%

9

2018

2018

2018

					2018	
	2018		2018			
	3,488.07	1.25%	3,072.60	1.11%	6,560.67	2.36%
	1,553.71	0.57%	1,656.93	0.60%	3,210.64	1.17%
	1,868.82	18.92%	1,323.99	13.40%	3,192.81	32.32%
	1,808.90	-	1,323.99	-	1,101.74	14.73%

		3,679.97	9,464.00
		5,564.03	28,927.25
		40.02%	28.5362%
	= ×	2,226.73	8,254.74
	=	1,453.25	1,209.26

2018

1

	2016	2017	2018	2019	2020	2021	2022	2023	2024
	2,648.52	3,291.42	5,060.64	3,340.69	3,695.83	3,775.33	3,865.97	3,865.97	3,865.97
	-	24.27%	53.75%	-33.99%	10.63%	2.15%	2.40%	0.00%	0.00%
	63.16%	68.13%	64.20%	67.55%	67.75%	67.78%	67.82%	67.82%	67.82%
	-	7.88%	-5.77%	5.22%	0.30%	0.05%	0.06%	-	-
	-	-	-	-1,605.68	892.64	1,084.34	1,095.57	1,170.04	1,170.04
	-	-	-	-1,504.40	734.16	782.87	694.34	650.93	4,676.99
			-						13.92%
			-						6,034.89

2018

2018

+

2018

2017

2018

2017

2018

2017

2017

2

	2016	2017	2018	2019	2020	2021	2022	2023	2024
	8,579.58	9,339.13	6,267.91	7,829.49	8,831.69	9,975.59	10,489.56	11,030.13	11,030.13
	-	8.85%	-32.89%	24.91%	12.80%	12.95%	5.15%	5.15%	0.00%
	67.99%	50.74%	62.39%	63.87%	64.20%	64.51%	64.50%	64.48%	64.48%

- -25.38% 22.96% 2.38%

	1,453.25	1,209.26
	2,178.06	3,027.81
	3,631.31	4,237.07
	688.01	8,557.54
	4,319.32	12,794.61
	6,034.89	17,892.31
	39.72%	39.84%
	-	-

6,034.89 17,892.31
39.72%

39.84%

1

+

2

2018

2019 1-6

3

	2,662.51	2018	
1.76%		0.86%	2019 6
	1.82%	0.82%	

1

2

3

4

5

6

7

8

1

2

3

4

5

6

7

8

1

2

3

4

5

6

7

8

20%

80%

2017 6 30

6,456.30

6,351.27

2018

2016

2-3

253.25

2018 1 8

1

2-3

2

3

4

2017 6 30

2-3

	2017	6	30
6,456.30	6,351.27		
4,907.72		743.19	
	400		238.86
6,289.77			

27

2017 6

30

2015 2017 6

	2017 6 30 /2017 1-6	2016 12 31 /2016	2015 12 31 /2015
	6,456.30	6,474.46	6,526.54
	6,351.27	6,396.09	6,443.41
	-	4.67	51.74
	-42.00	-47.32	-103.86

2015 2016

2016

2017

2018 1

U

2017 6

2017 6

1

2019

4

2019 4

0

2018 01 27

2017 6

2017 6 30

www.gsxt.gov.cn

1

2

3

4

2015

2016

2017

2017 6 30

2019

4

2017 6 30

1

2

3

4

2015

2016

2017

2017 6 30

2019

4

2017 6 30

	2018	2019	1-9
6,560.67	8,054.66		1
	2018		

2

3

2018

1

--	--	--

		2016 1	73.23
			1,009.10

1

2 2018

2018

2018

2018

2018

1

2

2019 9 30

42

211

			OFP® Cloud-DTP
1	[OFP Cloud-DTP] V2.0	2016SR211592	OLTP
2	1 ° 0 API [OFP Clo		

	[FBP RORM]		
8	V1.0	2019SR0077222	

1		
2		
3		
4		
5		
6		
7		
8		
9		
10		
11		
12		
13		
14		-
15		zabbix
16		
17		
18		
19		
20		

2015 5

60%

1

1	[OFP Cloud-DTP] V2.0	2016SR211592	OLTP OFP® Cloud-DTP

2	API [OFP Cloud-DAP]V1.0	2017SR241197	Api
3	[OFP Cloud-DESB]V2.0	2018SR093781	
4	[FBP] V1.0	2016SR395742	
5	V1.0	2017SR409906	
6	V1.0	2018SR781323	
7	V1.0	2018SR781361	
8	V1.0	2018SR781365	

1		
2		
3		
4		
5		
6		
7		
8		
9		
10		
11		
12		
13		
14		-

15		zabbix
16		
17		
18		
19		
20		
21		
22		
23		
24		

3				187.00
4				162.00
5			-	137.00
6			2+4+N	127.00
7			+ 297	121.45
8			2019 2021	120.00
9				119.00
10			RF18-GF-129	88.50
11			RF19-BB-077 2019	51.00
12			2019 2021	1,760.00
13			2019	1,600.00
14				1,298.00
15			2019 2021	978.00
16				828.50
17			+ -APP 283	715.36
18				396.00
19				378.00
20			2018 1	370.00
21			2019	340.00
22				202.76
23			ESB	190.00
24				181.96
25				172.50
26				159.38

27				157.98
28				145.00
29				138.00
30				128.15
31				120.00
32				116.50
33			-	87.00
34				79.00
35				75.00
36			2+4+N	30.00
37			-IT	288.01
38			2019	245.72
39			ATMP/V	168.00
40				149.70
41				118.00
42				99.20

43

1

2018

2

3

4

5

2019 9 30

1			-		4,600.00	0.42%	3.10%	2009 3
2			-		1,478.37	9.38%	1.00%	2005 6
3			-		3,000.00	9.68%	2.02%	2016 9
4					3,000.00	11.72%	2.02%	2017 10
5					102.00	10.00%	0.07%	2015 5
6					25.00	5.00%	0.02%	2017 8

2019 9 30

6.12% 30%

2019 9 30

2019 9 30

2019 9 30

2019 9 30

6.12%

2019 4 29

4 29

1					9,464.00	72.72%	
2					1,456.37	10.67%	

3					1,920.00	60.00%	30%

28.5362%

72.72%

1

2 2019 9 30

2019 9 30

6.12%

(本页无正文，为云南南天电子信息产业股份有限公司《〈关于请做好南天信息非公开发行股票申请发审委会议准备工作的函〉的回复》之签章页)

云南南天电子信息产业股份有限公司

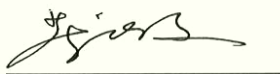
2019年12月5日




(本页无正文，为中信建投证券股份有限公司《〈关于请做好南天信息非公开发行股票申请发审委会议准备工作的函〉的回复》之签章页)

签名:

保荐代表人



蔡诗文



冯雷

中信建投证券股份有限公司



